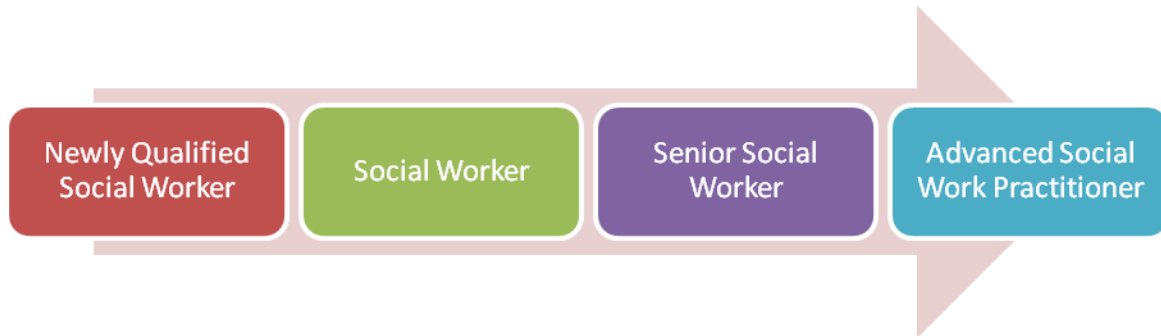


Social Worker Role Profile



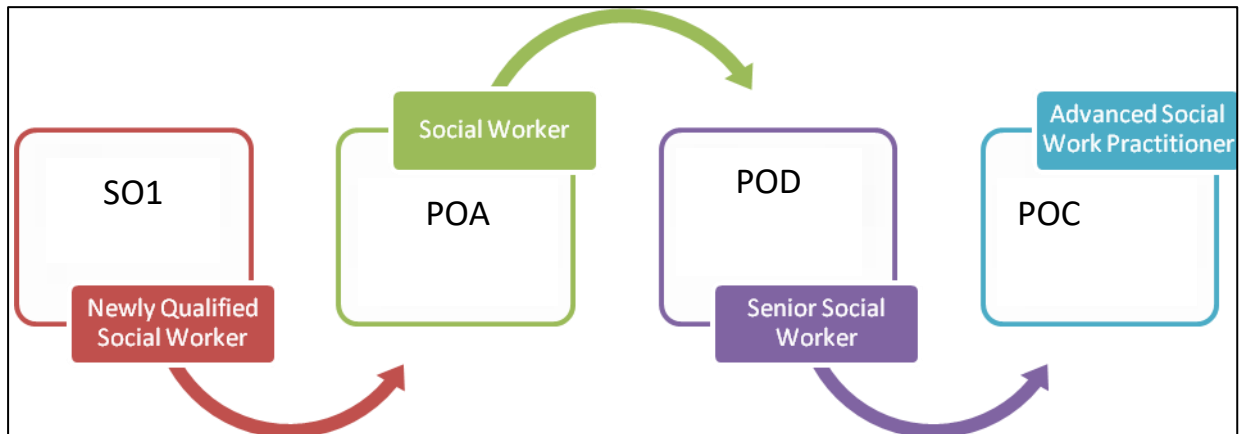
The *Social Worker Role Profile* describes the typical activities, required skills and knowledge together with the desired behaviours of a Social Worker at each of the four non-management levels of the *Social Worker Career Path*.

DIRECTORATE: Children's Services

GRADE:	Newly Qualified Social Worker	SO1
	Social Worker	POA
	Senior Social Worker	POB
	Advanced Social Work Practitioner	POC

UPDATED: October 2024

SALARY & ADDITIONAL ALLOWANCES



Practice Educators (PE)

Social Workers who are relevantly qualified and active Practice Educators receive an additional PE allowance for practice educating a student social worker.

Retention Allowance

The London Borough of Hillingdon has a retention scheme for specified, hard-to-fill, Social Work roles. This is reviewed and updated annually. Payments are pro-rata for part time working.

Service	Team	Payment
Corporate Parenting & Fostering	Corporate Parenting Teams 1-4	£2,250 gross per annum
	Fostering Team	£1,250 gross per annum
Permanence & Specialist Services	Court Teams 1 & 2	£4,250 gross per annum
	Children with Disabilities Team	£2,250 gross per annum
	Kinship Team	£1,250 per annum
Children in Need of Help and Protection	Social Work Teams 1,3,4,5,6	£4,250 gross per annum
Stronger Families Hub (MASH, Out of Hours Service, Housing Support & No Recourse to Public Funds Hub)	MASH & Out of Hours Service & First Response Teams 1- 5	£4,250 gross per annum

CAREER PROGRESSION

A *Newly Qualified Social Worker* (NQSW) will be appointed at SO1 grade at salary point 25. NQSW's will participate in the Assessed & Supported Year in Employment programme (ASYE). Completion of the ASYE is a condition for successfully completing the employment probation period for all NQSW's.

Upon successful completion of the ASYE / probation period then the NQSW will automatically progress to a Social Worker role at grade POA. The Social Worker will then be able to progress by annual increments dependent on satisfactory performance in line with professional standards.

Once a *Social Worker* has a minimum of 2 years post-qualifying experience they may request a 'fast-track' assessment of their practice. Successful demonstration of professional standards against the 'Experienced' level of the Professional Capabilities Framework (issued by the College of Social Work) will allow progression to the *Senior Social Worker* role, appointed at the base salary of grade POB.

Appointment to the *Advanced Social Work Practitioner* role is by recruitment selection when suitable vacancies are available.

PURPOSE

To provide a high-performing social work service to children and families in accordance with departmental policies and procedures and statutory requirements.

The post-holder may work in one of the following service areas;

- First Response and Out of Hours Social Work
- Child in need and in need of protection
- Youth Justice, AXIS & Adolescent development service
- Court, Kinship and Children with Disabilities
- Corporate Parenting and Fostering
- Safeguarding, Partnership and Quality Assurance

TYPICAL ACTIVITIES

Newly Qualified Social Worker (NSQW)

- Maintain professional registration and compliance with council's DBS requirements.
- Participate in and complete the Assessed Year in Employment (ASYE) programme.
- To manage, within a supervised framework, a limited caseload of children
- Accept case allocations from Advance Practitioner or Team Manager.
- Interview children, their families and other relevant people. This may take place in a work setting, at the person's home or other related venue such as schools or hospitals.
- Assess nature of issues, identify relevant objectives to resolve problems and to take effective action to achieve solutions.
- Employ a variety of social work models and techniques in addressing the family's needs.
- Appropriately apply available resources to meet the needs of the child.
- Maintain confidentiality and compliance with all data protection protocols.
- Receive regular professional supervision while maintaining a critical reflective approach to practice.
- Recognise own professional limits and seek appropriate advice from Advance Practitioner, Team Manager or other experienced Social Workers where required.
- Work collaboratively with other council officers and other agencies such as the police, health workers, voluntary sector organisations and partners.
- Demonstrate awareness and compliance with required Standards including the Social Work Professional Capabilities Framework (ASYE level).

Social Workers

In addition to the typical activities of a NQSW Social Workers will;

- Manage a wider, increasingly complex social work caseload including safeguarding, with more autonomy.
- Demonstrate expertise in one or more areas of social work practice.
- Use range of frameworks for assessment and intervention.
- Provide support for students and other employees, including acting as a 'buddy' for inductees.

- Take responsibility for obtaining regular, effective supervision from appropriate Advance Practitioner or Team Manager
- to ensure effective practice, critical reflection and career development.
- Demonstrate comprehensive understanding and use of knowledge related to area of practice, including critical awareness of current issues and new evidence-based practice research.
- Chair professional meetings with inter-agency partners, children and families.
- Recognise discriminatory practices and appropriately challenge.
- Be responsible for proactive measures in response to emergency safety and liberty issues.
- Demonstrate cost-consciousness in the application of available resources.
- Maintain knowledge of current team plan and of own contribution in delivering this.
- Demonstrate awareness and compliance with required Standards including the Social Work Professional Capabilities Framework (Social Work level).
- Use a wide range of evidence sources to inform decision-making.
- Clearly report and record judgements, decisions and analysis using the appropriate system (Protocol / AIS).

Senior Social Workers

In addition to the typical activities of a Social Worker a Senior Social Worker will;

- Manage social work caseload of more complex nature and with high levels of autonomy.
- Provide expert professional and technical advice to other Social Workers, managers, colleagues and partners.
- Demonstrate skilled use of range of frameworks for assessment and intervention.
- Model and help others develop social work professionalism and effective caseload management.
- Establish network of internal and external colleagues to support effective practice.
- Prepare court proceeding reports acting as expert testimony in Care or Private Order proceedings.
- Participate in panel processes.
- To produce management information and analysis.

- Participate in team planning and contribute to the delivery of team and service plans.
- Demonstrate awareness and compliance with required Standards including the Social Work Professional Capabilities Framework (Experienced Social Worker level).
- Act as practice educator to social work students and/or newly qualified social workers.

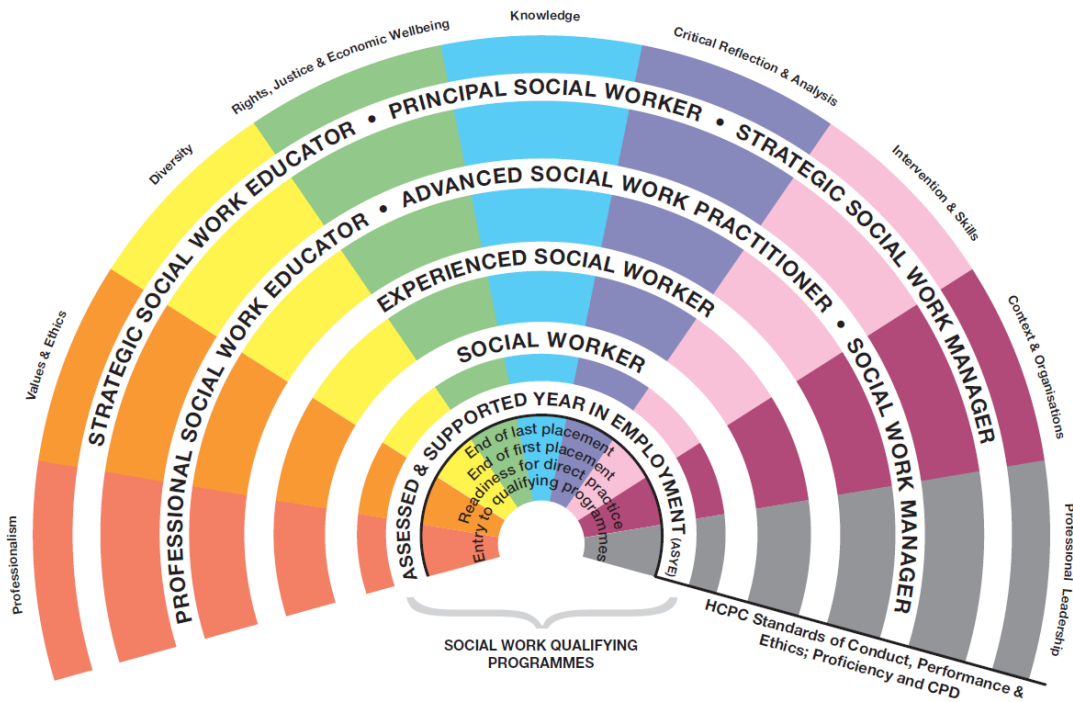
Advanced Social Worker Practitioners

In addition to the typical activities of a Senior Social Worker an Advanced Social Worker Practitioner will;

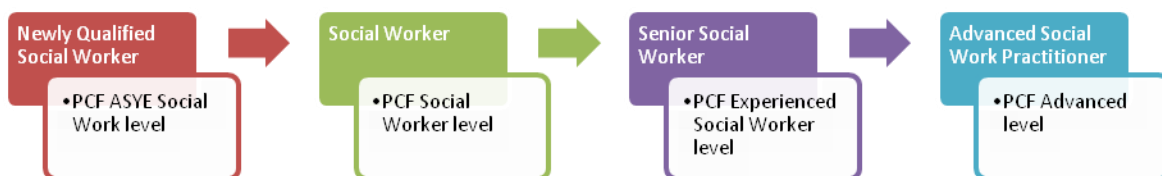
- Provide professional leadership to social work colleagues through demonstrating exemplary practice, sharing knowledge and positively managing the interface between practice and education / training.
- Act as practice educator to social work students and/or newly qualified social workers.
- Act as organisational expert in role specialism, providing advice and support to other social work colleagues and partners.
- Manage social work caseload of most complex cases.
- Model and take responsibility for workforce planning and workload allocation systems to sustain the Standards for Employers of Social Workers.
- Provide professional practice supervision, coaching & mentoring to other Social Workers, ensuring practice is informed by research and encouraging critical reflective practice and continuous professional development.
- Provide professional consultation to all teams within the directorate and other agencies, ensuring effective and efficient practice and procedures are in place.
- Provide direct observations of social work practitioners.
- Develop and maintain professional networks across a range of partner organisations and sectors.
- Complete monthly case audits
- Demonstrate awareness and compliance with required Standards including the Social Work Professional Capabilities Framework (Advanced level).

PROFESSIONAL STANDARDS

The Professional Capabilities Framework (PCF) published by *The College of Social Work* outlines the professional standards required by each level of Social Worker in the London Borough of Hillingdon (LBH). These standards are outlined across nine 'domains' - Contexts & Organisations; Critical Reflection & Analysis; Diversity; Interventions & Skills; Knowledge; Professional Leadership; Professionalism; Rights, Justice & Economic Wellbeing and Values & Ethics.



The *Social Worker Role Profile* maps directly onto the PCF as indicated below. Social Workers should familiarise themselves with the appropriate standards set out in the PCF as they form the basis of the professional performance standards for Social Work roles in LBH.



STANDARDS FOR EMPLOYERS OF SOCIAL WORKERS

The London Borough of Hillingdon is committed to implementing *The Standards for Employers of Social Workers in England*.



These Standards, published by the Local Government Association on behalf of the Social Work Reform partners, aim to sustain high quality outcomes for children & their families.

The Standards provide for clear accountability, effective resourcing and allocation of workloads to ensure risks are safely managed. They ensure that each Social Worker received regular, high-quality supervision together with access to appropriate training and continuing professional development.

PERSON SPECIFICATION

This Person Specification is used during recruitment selection and progression assessment.

	Newly Qualified Social Worker	Social Worker	Senior Social Worker	Advanced Social Work Practitioner
Professional Standards	PCF ASYE standards essential	PCF Social Worker standards essential	PCF Experienced Social Worker standards essential	PCF Advanced standards essential
Knowledge & Skills for Child & Family Social Workers (issued by DOE)	Essential	Essential	Essential	Essential
Professional Social Work Degree or equivalent	Essential	Essential	Essential	Essential
Postgraduate qualification in relevant SW discipline	Not required	Desirable	Desirable	Essential
Practice Educator Professional Standards (PEPS)	Not Required	Desirable	Stage 1 & 2 Desirable (This training can be offered as part of external appointment where opportunities have not existed in other organisations - appointment is conditional on successful completion of training)	Stage 1 & 2 essential (This training can be offered as part of external appointment where opportunities have not existed in other organisations - appointment is conditional on successful completion of training)
Social Work England registration	Essential for continuing practice	Essential for continuing practice	Essential for continuing practice	Essential for continuing practice

DBS Check	Enhanced	Enhanced	Enhanced	Enhanced
Indicative postgraduate Experience	0 years	12 months (ASYE)	2 years+	4 years+
Current UK Driving License or Equivalent	Desirable	Desirable	Desirable	Desirable
Access to own vehicle insured for work purposes	Desirable	Desirable	Desirable	Desirable
Ability to write reports to a high standard	Essential	Essential	Essential	Essential
Understanding of Children and Families legal framework and assessment process	Desirable	Essential	Essential	Essential